

# *Signature<sup>®</sup> Carriage Wood*

COLLECTION



Custom crafted wood doors provide distinctive charm and unmatched luxury

**The Genuine. The Original.**

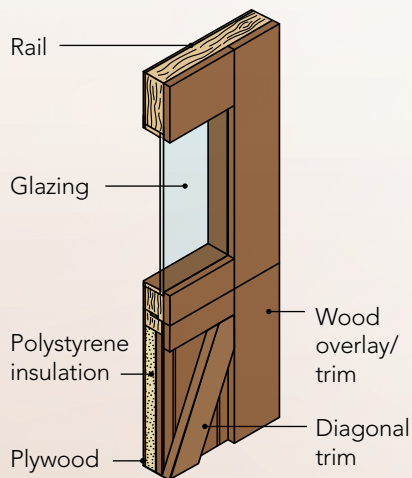


# Built Better from the Inside Out

## Door construction

*Signature® Carriage Wood doors combine the classic swing-open appearance and detailing of carriage house wood doors with the convenience of sectional garage doors. Inspired by Amish craftsmen, premium wood is transformed into the finest garage doors.*

### MODEL 9960 (580) PREMIUM CONSTRUCTION

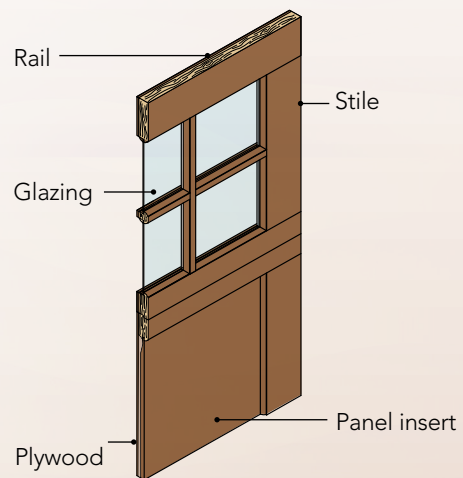


Paint or stain grade, insulation standard.

2" four-layer construction†.

Polystyrene insulation provides an R-value of 4.75\*.

### MODEL 9940 (570) STANDARD CONSTRUCTION



Paint or stain grade, insulation optional.

Up to 1<sup>5</sup>/<sub>8</sub>" thick rail and stile construction with panel inserts.

**World class doors** manufactured from the finest wood types available.

**Polystyrene insulation** adds thermal efficiency to your home, reduces street noise and provides quieter door operation.

**Our WindStorm™ wind load-rated system** is available on select products to meet regulations for a variety of wind speed.

**Multiple designs and options** let you choose the perfect complement to your home with our style, window, wood species and glass options.

#### Limited Warranty

Signature® Carriage Wood Collection garage doors are backed by a 1 year limited warranty. See full text of warranty for details.

† Thickness may vary slightly depending on wood type.

\* Overhead Door Corporation uses a calculated door section R-value for our insulated doors.

Note:  
Previous model numbers and panel styles are noted in parentheses in gray.

*Signature® Carriage Wood* COLLECTION

*Elegant carriage house designs add sophistication to your home*



Cover image: Parson Series, Model 9960, Vertical Board (PR3) panel (580 Bristol Wide), 6PS- Three over Three Square Top windows  
Image above: Ponderosa Series, Model 9960, Diagonal (X) panel, (580 Buchanan) stained finish, 4PA- Four Pane Arched Top windows, decorative hardware

*Signature® Carriage Wood* COLLECTION

*Premium wood and hand-crafted construction for lasting beauty*



Ponderosa Series, Model 9960, A Shaped Overlay (A) panel (580 Sierra), Arched Top

*Signature® Carriage Wood* COLLECTION

*Garage doors built on timeless style and classic charm*



Villa Madre Series, Vertical Board (C4) panel, (580 Cruz), White paint finish, 8PD- Four Over Four Arched Top

1

# *Choose a Design*

Three series of door styles

## *Parson Series*



*Parson Series, Model 9960, Vertical Board (R4) panel (580 Bristol Narrow), 4PS- Four Pane Square Top windows*

# Parson Series

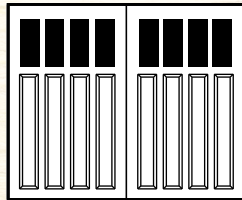
Note:  
Previous model  
numbers and panel  
styles are noted in  
parentheses in gray.

*Simply sophisticated, the Parson Series' classic  
solid wood designs are the essence of luxury.  
Doors provided unfinished, in paint-grade or stain-grade wood.*

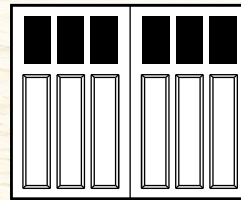
## Model 9960 Premium Construction (Insulated)

**Vertical Board (R4)**  
(580 Bristol Narrow)

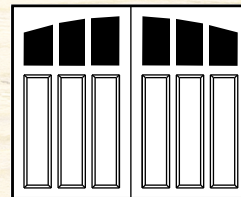

Square  
top



**Vertical Board (PR3)**  
(580 Bristol Wide)



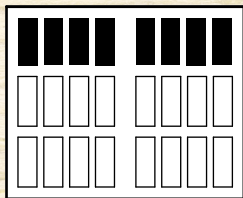
Arched  
top




## Model 9940 Standard Construction (Insulation optional)

**Vertical Board (P1)**  
(570 Drake Narrow)

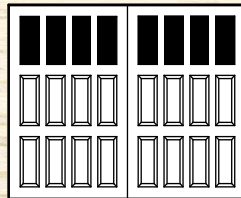
Square  
top




**Vertical Board (P2)**  
(570 Drake Wide)



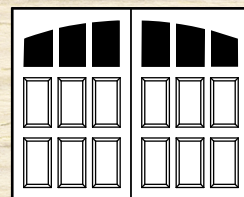
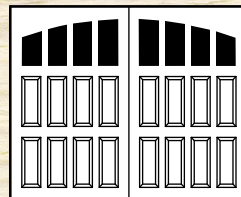
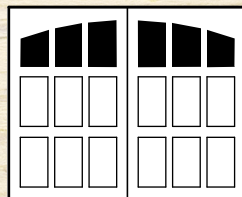
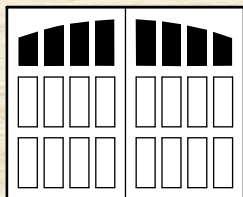
**Vertical Board (R1)**  
(571 Kingston Narrow)



**Vertical Board (R2)**  
(571 Kingston Wide)



Arched  
top



Doors come standard without windows. Doors above are pictured with optional windows.  
See additional window options on page 14.

# *Ponderosa Series*



*Ponderosa Series, Model 9960, A Shaped Overlay panel (580 Sierra), 3PS- Three Pane Square Top windows*

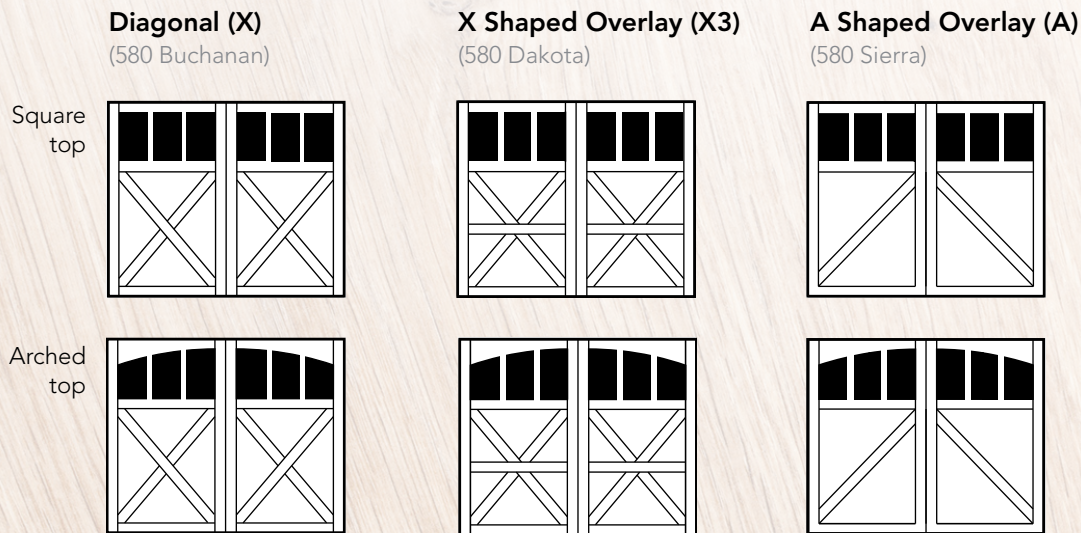


# Ponderosa Series

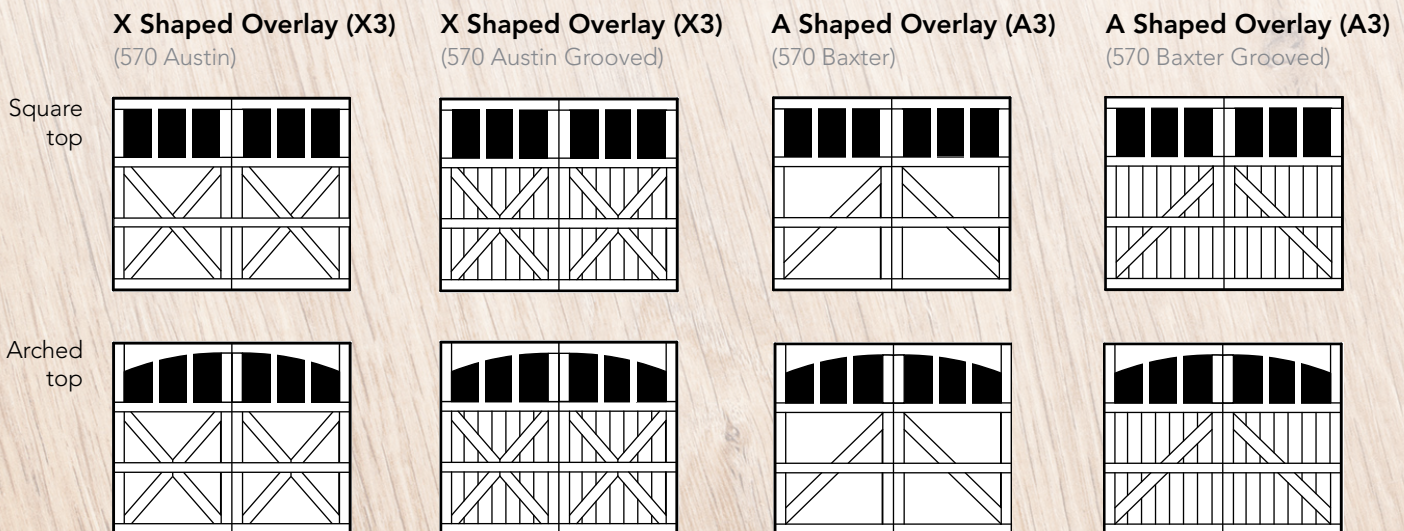
Note:  
Previous model  
numbers and panel  
styles are noted in  
parentheses in gray.

*Ponderosa Series doors showcase rich details and rugged character.  
Their striking lines evoke the spirit of American charm.  
Doors provided unfinished, in paint-grade or stain-grade wood.*

## Model 9960 Premium Construction (Insulation\* standard)



## Model 9940 Standard Construction (Insulation optional)



Doors come standard without windows. Doors above are pictured with optional windows.  
See additional window options on page 14.

\*Insulated R-value 4.75. Overhead Door Corporation uses a calculated door section R-value for our insulated doors.

# *Villa Madre Series*



*Villa Madre Series, Model 9940, Horizontal/Grooved Overlay, (570 Castille Grooved),  
3PS- Three Pane Square Top windows, decorative hardware*

# Villa Madre Series

Note:  
Previous model numbers and panel styles are noted in parentheses in gray.

*Capturing the romantic lines and distinguished flare of old world estates, Villa Madre Series doors exemplify elegance and style. Doors provided unfinished, in paint-grade or stain-grade wood.*

## Model 9960 Premium Construction (Insulation\* standard)

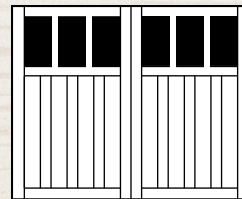
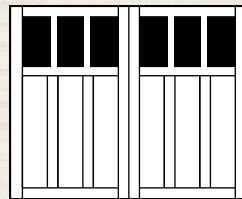
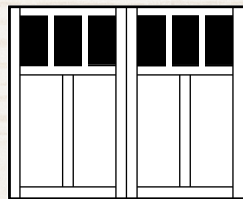
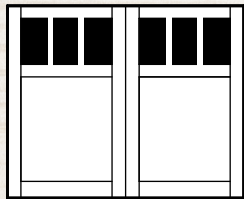
**Horizontal Overlay (H)**  
(580 Ortega)

**Vertical Overlay (C2)**  
(580 Medina)


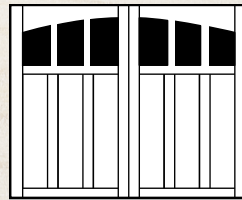
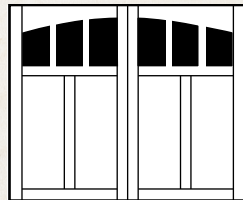
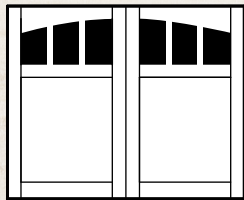
**Vertical Overlay (C3)**  
(580 Pizarro)

**Vertical Overlay (C4)**  
(580 Cruz)

Square top



Arched top



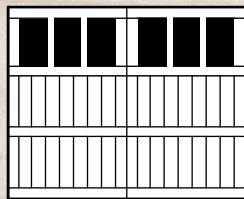
## Model 9940

**Standard Construction**  
(Insulation optional)

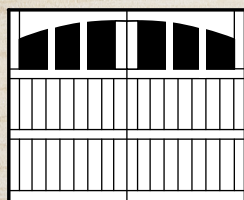
*Villa Madre Series, Model 9960, Vertical Overlay (580 Pizarro), 3PS- Three Pane Square Top windows with speciality glass, decorative hardware*

**Horizontal/Grooved Overlay (HG)**  
(570 Castille Grooved)

Square top



Arched top



See additional window options on page 14.

\*Insulated R-value 4.75. Overhead Door Corporation uses a calculated door section R-value for our insulated doors.

# Custom Creations

*Unique in every way, our custom wood doors bring your dreams to life to create a one of a kind masterpiece.  
Contact your Overhead Door™ Distributor for details.*



Custom door, decorative hardware

# 2 Choose a wood species

Select the material for your door

Doors provided unfinished, in paint-grade or stain-grade wood.

Note:  
Previous model numbers and panel styles are noted in parentheses in gray.



	Western Red Cedar	Hemlock	Sapele Mahogany	Meranti	Douglas Fir	Knotty Cedar
<b>Strength &amp; stability</b>	*****	****	***	***	****	**
<b>Wood grain</b>	Vertical or tight grain	Vertical grain	Interlocking grain	Flat grain	Vertical grain	Tight grain
<b>MODEL 9960 (580) PREMIUM CONSTRUCTION</b>						
<i>Parson Series</i>						
R4 (580 Bristol Narrow)	Optional	Optional	Not available	Not available	Not available	Not available
PR3 (580 Bristol Wide)	Optional	Optional	Not available	Not available	Not available	Not available
<i>Ponderosa Series</i>						
X (580 Buchanan)	Optional	Optional	Optional	Optional	Optional	Optional
X3 (580 Dakota)	Optional	Optional	Optional	Optional	Optional	Optional
A (580 Sierra)	Optional	Optional	Optional	Optional	Optional	Optional
<i>Villa Madre Series</i>						
H (580 Ortega)	Optional	Optional	Optional	Optional	Optional	Optional
C2 (580 Medina)	Optional	Optional	Optional	Optional	Optional	Optional
C3 (580 Pizarro)	Optional	Optional	Optional	Optional	Optional	Optional
C4 (580 Cruz)	Optional	Optional	Optional	Optional	Optional	Optional
<b>MODELS 9940 (570) STANDARD CONSTRUCTION</b>						
<i>Parson Series</i>						
P1 (570 Drake Narrow)	Not available	Not available	Not available	Not available	Not available	Not available
P2 (570 Drake Wide)	Not available	Not available	Not available	Not available	Not available	Not available
R1 (571 Kingston Narrow)	Optional	Optional	Not available	Not available	Not available	Not available
R2 (571 Kingston Wide)	Optional	Optional	Not available	Not available	Not available	Not available
<i>Ponderosa Series</i>						
X3 (570 Austin)	Not available	Not available	Not available	Not available	Not available	Not available
A3 (570 Baxter)	Not available	Not available	Not available	Not available	Not available	Not available
<i>Villa Madre Series</i>						
HG (570 Castille Grooved)	Optional	Optional	Optional	Not available	Not available	Not available

Paint grade Medium Density Overlay (MDO) also available. Contact your Overhead Door™ Distributor to see samples of wood options.

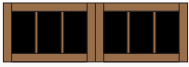
# 3

# Choose a window

Customize your door with windows and glass types

## Choose a window style

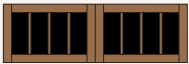
### Single Door



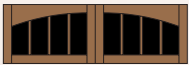
3PS- Three Pane Square Top



3PA- Three Pane Arched Top



4PS- Four Pane Square Top



4PA- Four Pane Arched Top



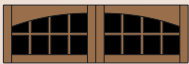
6PS- Three over Three Square Top



6PA- Three over Three Arched Top



8PS- Four over Four Square Top



8PA- Four over Four Arched Top



2PS- Two Pane Square Top



2PA- Two Pane Arched Top



22S- Two over Two Square Top



22A- Two over Two Arched Top

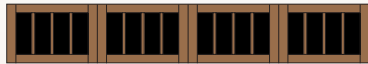
### Double Door



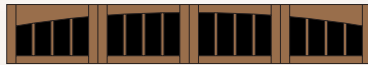
3PS- Three Pane Square Top



3PA- Three Pane Arched Top



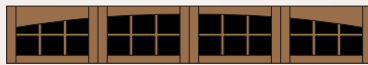
4PS- Four Pane Square Top



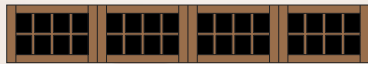
4PA- Four Pane Arched Top



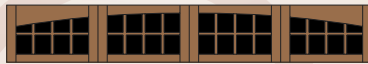
6PS- Three over Three Square Top



6PA- Three over Three Arched Top



8PS- Four over Four Square Top



8PA- Four over Four Arched Top



2PS- Two Pane Square Top



2PA- Two Pane Arched Top



22S- Two over Two Square Top



22A- Two over Two Arched Top

### Double Door - Double Arch



3PD- Three Pane Double Arched Top



4PD- Four Pane Double Arched Top



6PD- Three over Three Double Arched Top



8PD- Four over Four Double Arched Top



2PD- Two Pane Double Arched Top



22D- Two over Two Double Arched Top

Not all window options are available for all models. Consult your Overhead Door™ Distributor for additional options that may be available.

## Choose a glass type


Double Strength (DSB) glass comes standard.  
In addition we offer an array of choices to complement your home.



Clear



Satin Etched



Obscure

## 4

# Choose your decorative hardware

Customize your door with hardware



Spade Design Hammered Hinge



Pyramid Studs



Round Studs



Heritage Hinge



Traditional Hammertone Handle



Fleur De Lis Levers



Bean Design Hinge



Bean Design Handle



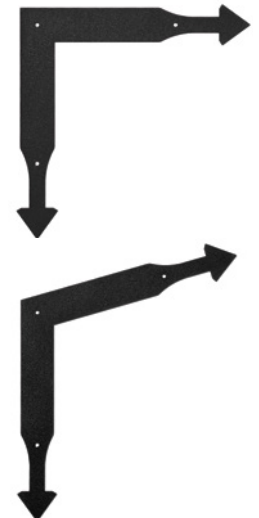
Lion Head Knocker



Traditional Hammertone Hinge



Large Hammered Iron Handle




Arrow Corner Hardware

For full decorative hardware options contact your Overhead Door™ Distributor.

## 5

# Choose your opener

Finish with selecting the right opener



Be sure to ask about our complete line of Overhead Door® garage door openers. Powerful, quiet and durable, these garage door openers are designed for performance, safety and convenience. Your Overhead Door™ Distributor will help you choose the opener that best suits your door and preferences.



*Villa Madre Series, Model 9960, Horizontal Overlay (H), (580 Ortega), Oak finish, 6PA - Three over Three Arched Top windows*

**The Genuine. The Original.**

Since 1921, Overhead Door Corporation has not only raised the standards of excellence for the industry – we’ve created them. We created the first sectional garage door in 1921 and the first electric garage door opener in 1926.

Today, our network of over 400 Overhead Door™ Distributors are still leading the way with innovative solutions and unmatched installation, service and support. So look for the Red Ribbon. It’s your guarantee that you’re getting the genuine, the original Overhead Door™ products and services.

SOLD AND DISTRIBUTED BY:



**The Genuine. The Original.**



2501 S. State Hwy. 121 Bus., Suite 200, Lewisville, TX 75067  
1-800-929-DOOR • sales@overheaddoor.com  
overheaddoor.com