

Modern Aluminum COLLECTION



Crisp lines and sleek design formed from durable corrosion-resistant aluminum and light-filtering glass.

The Genuine. The Original.





The Modern Aluminum Collection doors present contemporary elegance with sleek lines while delivering maximum light infiltration into the garage space.



Modern Aluminum COLLECTION

Door Designs

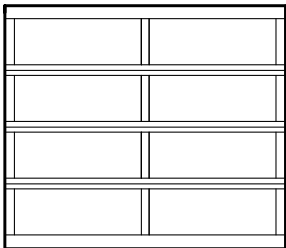
Select your Door Panel Style and Glass

1 Choose a Frame Option



Model 9910 (511)[†] Standard Frame

- Narrow rails and stiles
- An array of frame finishes and special custom options
- Door sizes up to 16' 2" wide by 16' 1" high



Model 9920 (521)[†] Heavy-duty Frame


- Wide, heavy-duty rails and stiles
- An array of frame finishes and special custom options
- Door sizes up to 26' 2" wide by 20' 1" high
- Joint seal between sections for additional weather-resistance
- Wind load and impact rated door Door can be built to withstand a variety of wind conditions
- Optional polyurethane insulation for rails and stiles up to 18' 2" wide

[†] Section height varies dependent on door height.

* U-factor is independently tested and verified per ANSI/DASMA 105 using doors with full glazing and specific product sizes.

** Overhead Door Corporation uses a calculated door section R-value for our insulated doors.

1/2" Insulated Glazing Unit	U-factor*	R-value**
DSB- Clear, Tempered, Obscure	0.30	2.87
Clear Polycarbonate		2.93
DSB - Solar Bronze		3.17
DSB - Low E coating	0.28	3.43
SolarBan 70XL Argon Filled		4.09
Multi-wall Polycarbonate	U-factor	R-value
1/4" Thick Unit		2.75
3/8" Thick Unit		3.21
5/8" Thick Unit		3.48
Insulated Panels	U-factor	R-value
3/8" EPS solid panels		2.60



Polyurethane filled rails and stiles

Note: Previous model numbers and panel styles are noted in parentheses in gray.

2 Choose a Glass Type

Specialty Glass

- Laminated White – privacy
- Low E Glass** – thermal efficiency
- Tempered Glass – enhanced safety
- Tinted Glass** – color options: Green, Gray, Bronze


Glass Alternatives

- Clear Lexan® Polycarbonate** – shatter resistant
- Multi Wall Polycarbonate – superior strength with UV protection; color options: Clear, White, Bronze
- Plexiglas® Acrylic** – shatter resistant
- Impact Clear and Frosted Polycarbonate - 0.250" minimum


Solid aluminum panels also available.



Double Strength DSB** (Standard)



Obscure



Satin Etched




Gray Tint



Green Tint



Bronze Tint



Impact Frosted Polycarbonate

Actual glass may vary from brochure photos due to fluctuations in the printing process. Check with your Overhead Door™ Distributor to view a glass sample.

** Insulated options available.


Modern Aluminum COLLECTION

Decorative Accents

Customize your Door with Color

3 Choose a Color


Anodized Finishes



Clear (standard)



Light Bronze



Medium Bronze



Dark Bronze



Black

Actual color may vary slightly from brochure due to fluctuations in printing process. Color samples are available by request through your local Overhead Door™ Distributor.

RAL Powder Coat Finishes

Select from approximately 200 RAL powder coat color options to best match your home.



4 Choose Your Opener



Be sure to ask about our complete line of Overhead Door® garage door openers. Powerful, quiet and durable, these garage door openers are designed for performance, safety and convenience. Your Overhead Door™ Distributor will help you choose the opener that best suits your door and preferences.



Model 9920 (521), Clear anodized finish, Double Strength glass

Built Better from the Inside Out

Door Construction

The Modern Aluminum Collection Models 9910 and 9920 combine glass and aluminum for unparalleled visual appeal, strength and light infiltration. A unique solution for your extraordinary home.



Between Section Seals

Offer additional weather-resistance.

Design Flexibility

Available in a variety of vertical rail and horizontal stile widths to complement the style of your home.

Integrated Stiffening Struts*

Strong, light-weight struts are included in the design of the rail assembly to enhance durability.



Commercial-grade Aluminum Frame

Low-maintenance and corrosion resistant.

Finished Hardware

Hinges and fixtures are galvanized to maintain a contemporary look.

* Offered on non-wind loaded doors only. Size restrictions may apply. See your Overhead Door™ Distributor for details.

Wind Load-rated Doors

Model 9920 can be built to meet local building codes and provide your home with protection from a variety of wind conditions, such as hurricane force winds. We have Florida Building Code Static and Impact approvals on our best-selling Modern Aluminum Model 9920. These doors feature unobstructed views with no reinforcement struts running across the sections. Tough polycarbonate glazing is also available in clear for commercial needs or frosted for residential applications.



Overhead Door Corporation participates in the DASMA Thermal Performance Verification Program. The program verifies the thermal performance of sectional garage doors. The lower the U-factor rating, the better the thermal performance.



Symbol indicates verified U-factor rating in accordance with the DASMA Thermal Performance Verification Program.

Energy Efficiency

Thermal performance test ratings are available for Model 9920, including air infiltration, U-Factor, solar heat gain coefficient (SHGC), visible transmittance (VT), condensation resistance and sound transmission class (STC).

Model 9920 meets IECC® requirements for air infiltration.



Model 9910 (511), Dark Bronze anodized finish, Double Strength glass

Transform Your Home with the DoorView® Visualization Tool.

Go to overheaddoor.com to try our online interactive software tool that lets you visualize what your home would look like with a new Overhead Door™ garage door. Contact your local Overhead Door™ Distributor for more information and to receive a quote.



BEFORE

AFTER

Model 9920, (521), Black powder coat finish, Satin Etched glass

The Genuine. The Original.

Since 1921, Overhead Door Corporation has not only raised the standards of excellence for the industry – we’ve created them. We created the first sectional garage door in 1921 and the first electric garage door opener in 1926.

Today, our network of over 400 Overhead Door™ Distributors are still leading the way with innovative solutions and unmatched installation, service and support. So look for the Red Ribbon. It’s your guarantee that you’re getting the genuine, the original Overhead Door™ products and services.

SOLD AND DISTRIBUTED BY:



The Genuine. The Original.



2501 S. State Hwy. 121 Bus., Suite 200, Lewisville, TX 75067
1-800-929-DOOR • sales@overheaddoor.com
overheaddoor.com