


Impression Steel COLLECTION®



Model 5800, Recessed panel, Black finish, Plain Window Long


MODEL 5800

New insulated steel door platform offers updated classic design with aesthetic versatility.

- **Three sections for 7' doors** provide large steel embossments for a dramatic appearance
- **Foamed-in-place, polyurethane insulation** sandwiched between two layers of corrosion-resistant steel with a U-factor¹  of 0.15 and an R-value² of 12
- **Oversized windows** provide maximum natural light into the garage – one of the largest garage door windows on the market!
- **Wind load-rated** to withstand a variety of wind conditions and meet local building codes
- Choose from **8 finish options**



Overhead Door™ Brand participates in the DASMA Thermal Performance Verification Program. The program verifies the thermal performance of sectional garage doors. The lower the U-factor rating, the better the thermal performance.

 Symbol indicates verified U-factor rating in accordance with the DASMA Thermal Performance Verification Program.

1 - U-factor is independently tested and verified per ANSI/DASMA 105 using solid doors and specific product sizes.

2 - Overhead Door Corporation uses a calculated door section R-value for our insulated doors.

The Genuine. The Original.

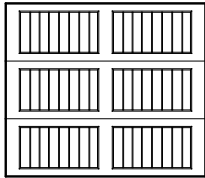


Door Designs

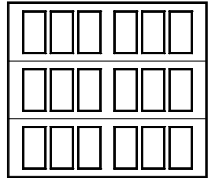
Select your Door Panel Style and Color

1 Choose a Panel Style

Recessed (RP)



Vertical Recessed (VRP)



Limited
Lifetime Warranty
on door sections

2 Choose a Color

Standard finishes



White



Almond



Sandstone



Brown

Actual door colors may vary from brochure photos due to fluctuations in the printing process. Always request a color sample from your Overhead Door™ Distributor for accurate color matching before ordering your door.

Premium finishes



Gray



Desert Tan



Terra Bronze



Black



Model 5800, Vertical Recessed panel, Gray finish, Clear Long windows

Impression Steel COLLECTION® Decorative Accents

Customize your Door with Windows and Decorative Hardware

3 Choose a Window Style



Plain Window Long



Stockbridge (3-Pane)



Stockbridge (4-Pane)



Stockton (6-Pane)



Stockton (8-Pane)



Plain Window Arched



Wyndbridge (3-Pane)



Wyndbridge (4-Pane)



Somerton (6-Pane)



Somerton (8-Pane)

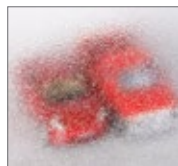
Window size and shape may vary slightly based on door size. Option of single or double arch for double car doors. All window styles are made using a single piece of glass with dividers.

Choose a Glass Type


Available in insulated and non-insulated glass.



Clear



Obscure



Satin Etched



Gray Tint



Green Tint



Bronze Tint

Actual glass samples may vary from brochure photos due to fluctuations in the printing process. You can request a glass sample from your Overhead Door™ Distributor.

4 Choose Decorative Hardware



Large
Bean
Handle



Large
Spear
Handle



Small
Spear
Handle



Spear Hinge (16" & 18")



Bean Hinge (16" only)

5 Choose an Opener



Be sure to ask about our complete line of Overhead Door® garage door openers. Powerful, quiet and durable, these garage door openers are designed for performance, safety and convenience. Your Overhead Door™ Distributor will help you choose the opener that best suits your door and preferences.

Transform Your Home with the DoorView® Visualization Tool.

Go to overheaddoor.com to try our online interactive software tool that lets you visualize what your home would look like with a new Overhead Door™ garage door. Contact your local Overhead Door™ Distributor for more information and to receive a quote.



BEFORE



AFTER

Model 5800, Recessed panel, Sandstone finish, Plain Window Long

The Genuine. The Original.

Since 1921, Overhead Door Corporation has not only raised the standards of excellence for the industry – we’ve created them. We created the first sectional garage door in 1921 and the first electric garage door opener in 1926.

Today, our network of over 400 Overhead Door™ Distributors are still leading the way with innovative solutions and unmatched installation, service and support. So look for the Red Ribbon. It's your guarantee that you're getting the genuine, the original Overhead Door™ products and services.

SOLD AND DISTRIBUTED BY:



The Genuine. The Original.



2501 S. State Hwy. 121 Bus., Suite 200, Lewisville, TX 75067
1-800-929-DOOR • sales@overheaddoor.com
overheaddoor.com