

593/594

THERMACORE[®] DOOR SYSTEMS



MEDIUM DUTY INSULATED STEEL SECTIONAL DOORS



THERMAL EFFICIENCY.
BROAD RANGE OF APPLICATIONS.
LONG-LASTING PERFORMANCE.



INDUSTRY LEADING
COMMERCIAL & INDUSTRIAL SOLUTIONS

Standard Features at a Glance

Thermal Efficiency

U-factor ¹ 	0.15
R-value ²	12.76 (2.26 K m ² /W)
Thermal Break	Hot melt
IECC [®] Compliant	Model 593 and 594 meet IECC [®] requirements for maximum U-factor of operable fenestrations with a 3rd party certified tested value of less than 0.37

Construction

Panel Thickness	1 3/8" (35 mm)
Max Height	16'1" (4,902 mm)
Max Width	20'2" (6,147 mm)
Exterior Steel	Model 593: .015" (.38 mm) galv. Model 594: .012" (.30 mm) galv.
Exterior Surface	Model 593: Ribbed, textured Model 594: Raised panel, textured
Standard Springs	10,000 cycle

Color options


Interior Colors	White
Exterior Colors	593: White, Gray, Tan, Industrial Brown; Optional Trinar colors: White, Brown, Beige 594: White, Brown, Almond, Desert Tan, Sandstone, Hunter Green, Terra Bronze; Optional Trinar colors: White, Brown and Beige

Limited Warranty


10-year delamination
1-year door
3-year/20,000 cycle door and operator system (material and workmanship)

Options

- Thermal glazing
- Aluminum sash section available
- High-usage components
- Wind load options
- Electric operator
- Chain hoist
- Posi-Tension™ drums
- Safety bottom fixtures
- Bottom-sensing edge
- Flexible jamb, header seal
- Exhaust ports



Overhead Door™ Brand participates in the DASMA Thermal Performance Verification Program. The program verifies the thermal performance of sectional doors. The lower the U-factor rating, the better the thermal performance.

 Symbol indicates verified U-factor rating in accordance with the DASMA Thermal Performance Verification Program.

¹ U-factor is a measure of thermal efficiency. The lower the U-factor the greater the insulating properties of the door. U-factor is independently tested and verified per ANSI/DASMA 105 using solid doors and specific product sizes.

² R-value is a measure of thermal efficiency. The higher the R-value the greater the insulating properties of the door. Overhead Door Corporation uses a calculated door section R-value for our insulated doors.

Cover image: Model 594; Installation and Service: Overhead Door Company of Glen Falls




Strong, Lightweight, Attractive and Durable

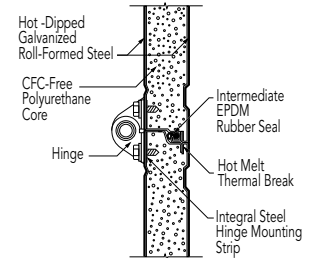
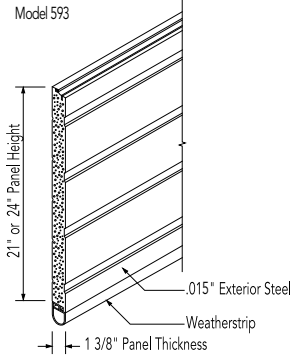
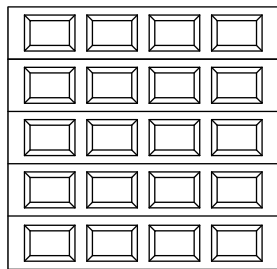
Models 593 and 594 are designated for applications when your project requires a thermal door that is as energy efficient as it is attractive. Both models are fabricated using Overhead Door's proprietary, computer-controlled manufacturing process. The result is an exceptionally well-built door that adheres to the strictest product tolerances and quality standards – for long-lasting performance and good looks.

Panel Options

Ribbed, Textured Panel



Raised, Textured Panel



Color Options

Model 593



Model 594



Actual door colors may vary from the brochure due to fluctuations in the printing process. Always request a color sample from your Overhead Door Distributor for accurate color matching.

Glazing Options

Model 593



Double Thermal Acrylic (25" w by 12" h)



Aluminum Sash Section with DSB glazing



Insulated DSB (24" w by 7" h)



Clear Long* (44" w by 15" h)
*Not available on door wider than 20'2"

Model 594



Insulated DSB (20.75" w by 15" h)



Aluminum Sash Section with DSB glazing

SERVICE

Installation and Service: Overhead Door Company of Twin Falls.

Tools to help you
get the job done.

Architect's Corner

A resource for architects, containing comprehensive technical and resource materials to support your project, including drawings and specifications for commercial doors.

www.overheaddoor.com

The original, innovative choice for unequalled quality and service.

Overhead Door Corporation pioneered the sectional garage door industry, inventing the first sectional garage door in 1921 and the first electric door operator in 1926. Today, we continue to be the industry leader through the strength of our product innovation, superior craftsmanship and outstanding customer support, underscoring a legacy of quality, expertise and integrity. That's why design and construction professionals specify Overhead Door™ products more often than any other brand. Our family of over 400 Overhead Door™ Distributors across the U.S. and Canada not only share our name and logo, but also our commitment to excellence.



INDUSTRY LEADING
COMMERCIAL & INDUSTRIAL SOLUTIONS



2501 S. State Hwy. 121 Bus., Suite 200, Lewisville, TX 75067
1-800-929-DOOR • sales@overheaddoor.com
www.overheaddoor.com