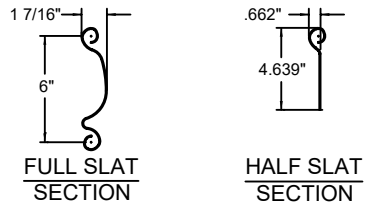
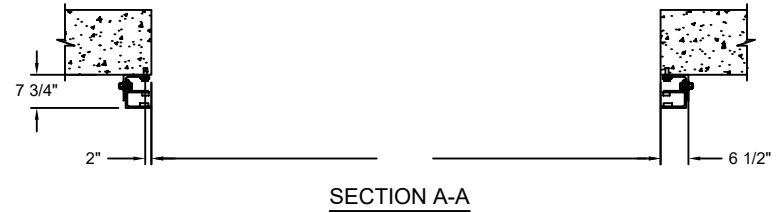
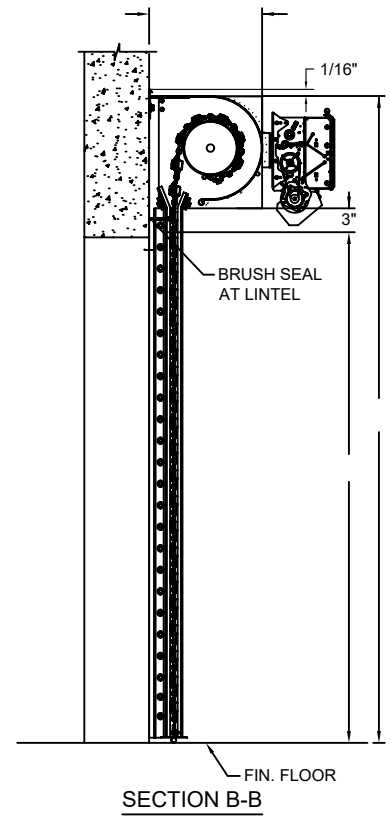
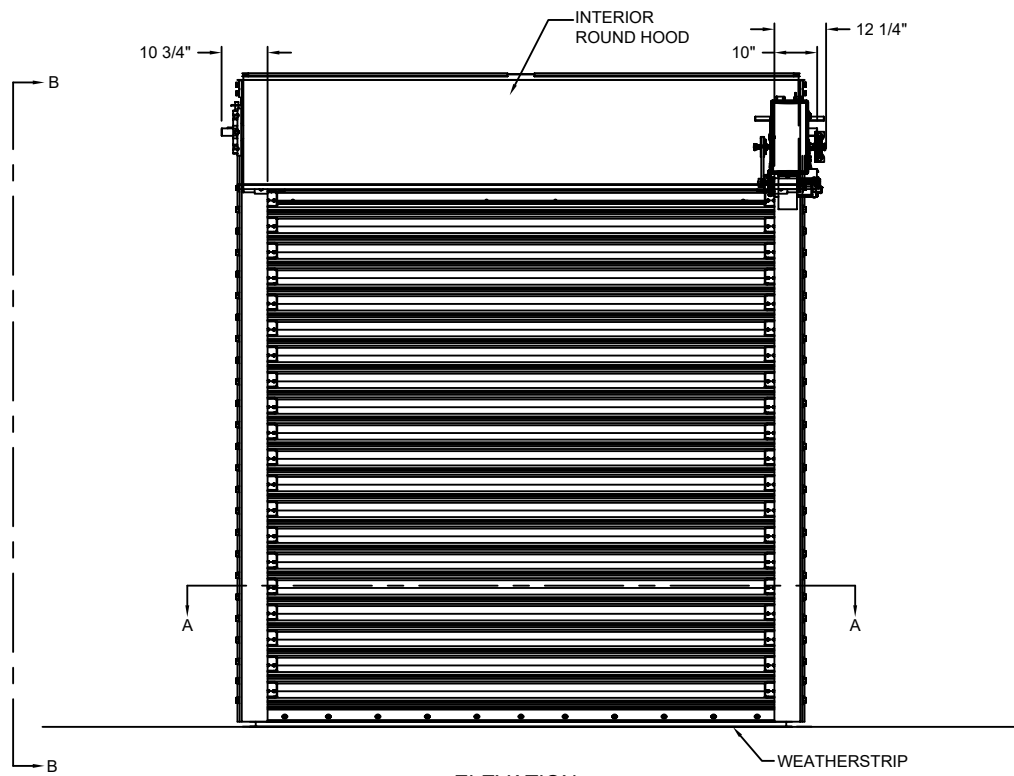


SPECIFICATIONS	
DOOR MARK	
QUANTITY	
WIDTH	
HEIGHT	
OPERATION	RIGHT HAND, DIRECT DRIVE MOTOR
MOUNT	
ENDLOCKS	ALTERNATE MALLEABLE IRON
RATINGS	FORCED ENTRY F3038 30 MINUTES, BALLISTICS NIJ TYPE 1
WINDLOAD	
WINDLOCKS	
MATERIAL	
CURTAIN	GALVANIZED STEEL
HOOD	24 GA. GALVANIZED STEEL
GUIDES	STEEL ANGLES
BOTTOM BAR	STEEL ANGLES
FINISH	
OTHER FERROUS SURFACES	POWDER COATED BLACK
CURTAIN	
HOOD	
BOTTOM BAR	
ACTUATORS	
MOTOR	
VOLTS	115V 1-PHASE (208-245V RANGE)
HERTZ	



NOTES :

MODEL 610FE		
PROJECT		
ARCHITECT		
CONTRACTOR		
DISTRIBUTOR		
PLANT		
DIST. DWG. NO.	DATE:	The Genuine. The Original. OVERHEAD DOOR
SHEET	BY:	