

# 997

# RAPIDFREEZE®



## INTERIOR HIGH SPEED FREEZER AND COOLER DOOR



### PREMIUM DESIGN FOR DEMANDING FREEZER AND COOLER APPLICATIONS

- **Thermal performance**
  - Insulated curtain provides barrier to prevent heat loss and condensation
  - Actively heated Thermoguides™ ensure the complete height of the guide has uniform temperature to ensure smooth door movement
  - Quad-sealed, insulated guides prevent guide condensation and conditioned air loss around the curtain
- **Speed**
  - Opening speed up to 80" per second
- **Built for tough, high-cycle operation**
  - Breakaway bottom bar is easily reset from either side of the opening in case of accidental forklift contact
  - Springless design requires minimal interruptions for maintenance
  - Direct-mounted gear drive system minimizes wear and tear
  - Variable frequency drive eliminates sudden jolts from door start/stop
- **Optional programmable LED lighting system**



# MODEL 997 INTERIOR HIGH SPEED FREEZER AND COOLER DOOR

## Standard Features at a Glance

Maximum Width	12'
Maximum Height	18'
Maximum Opening Speed	Up to 80"/sec
Maximum Closing Speed	Up to 40"/sec
Breakaway Self Reset	Yes
Wind Load*	Up to 2.0 psf
Curtain Material	2 layers of PVC coated polyester with 1 layer of polyester weave and conductive plus radiant insulation. Application-dependent ambient or heated air curtain
Operation	Direct drive motor and gearbox system with field changeable universal handing and door stop safety device
Control Panel	Variable frequency drive NEMA 4X cULus listed; Onboard self diagnostic and service reminder; Built-in padlockable fused disconnect; Includes power for guide heater and air curtain
Guide Design	Thermally broken, with active heat, quad brush seals and front/rear breakaway capabilities
Obstruction Safety Detection	Infrared sensors mounted in-plane to the door curtain at 16" and 50" - 54" from floor
Reversing Safety Edge	Wireless reversing edge
Available Supply Voltages**	230V AC 3PH, 460V AC 3PH, 575V AC 3PH† (†requires stand-alone mounted transformer)
Warranty	5-Year Limited

## Options

- **Actuation options** – Push button, key switch, pull switch, loop detector, motion detector, treadle switch, radio control. Wireless options available
- **Signaling device options** – Red/green LED warning light, horn/strobe combination, rotating warning light
- **Programmable LED lighting system** – 3' tall light bar with red, yellow, green lighting


## Curtain Color Options




White



Gray



Red



Blue

Standard color for guides and bottom bar is yellow. Approximately 200 optional RAL powder coat colors are also available.




Actual colors may vary from brochure due to fluctuation in the printing process. **Always request a color sample from your Overhead Door™ Distributor for accurate color matching.**

\* Wind load is the ultimate pressure tested at door width of 10'.

\*\* Applications with air curtain may require 460V or 575V.



Guide heater



Bottom breakaway



2501 S. State Hwy. 121 Bus., Suite 200, Lewisville, TX 75067  
**1-800-929-DOOR • sales@overheaddoor.com**  
overheaddoor.com